



Workforce Intelligence: London

INTRODUCTION

We are excited to introduce a new series of research for our members with our partners at Emsi UK, the labour market analysts. We are working with Emsi to provide our members with employment and job growth insights for each LEP in England, and single reports across Scotland, Wales and Northern Ireland.

These reports are free for REC members and we hope will help you better understand trends in your local job market – enabling you to concentrate resources and efforts on regional growth opportunities. Better Insight, Better Decisions!

As always, as this is a new partnership in pilot phase, we would absolutely love your feedback on how we can make these reports more useful for you. Please send

over your comments or suggestions to **marketing@rec.uk.com** and if you would like more details feel free to contact the team at Emsi directly via **info@economicmodelling.co.uk**.

Commenting on the data, Neil Carberry, CEO of the Recruitment and Employment Confederation, said:

“Being jobs market experts is at the heart of the value recruiters add to clients and candidates. This exciting new series of reports from Emsi and the REC will help REC members to deepen their understanding of what is going on at a local level. As well as providing better support to candidates and clients, they will also help recruiters make better decisions about the growth of their own business.”



LONDON

Overview

This report provides data for the London (GLA) region in England. Here, and throughout the report, data are rounded to the nearest relevant scale.

For London, job numbers in 2018 were higher than a year before. Overall, there were 649,300 more jobs in 2018 compared to 2013, representing 14 per cent growth over that period, compared with 9 per cent growth nationally over the same time period.

Overall, London has been ranked 6 out of 39 LEP regions for jobs growth between 2013 and 2018. One of the stand-out features of this labour market has been the creation of jobs in information and communication.

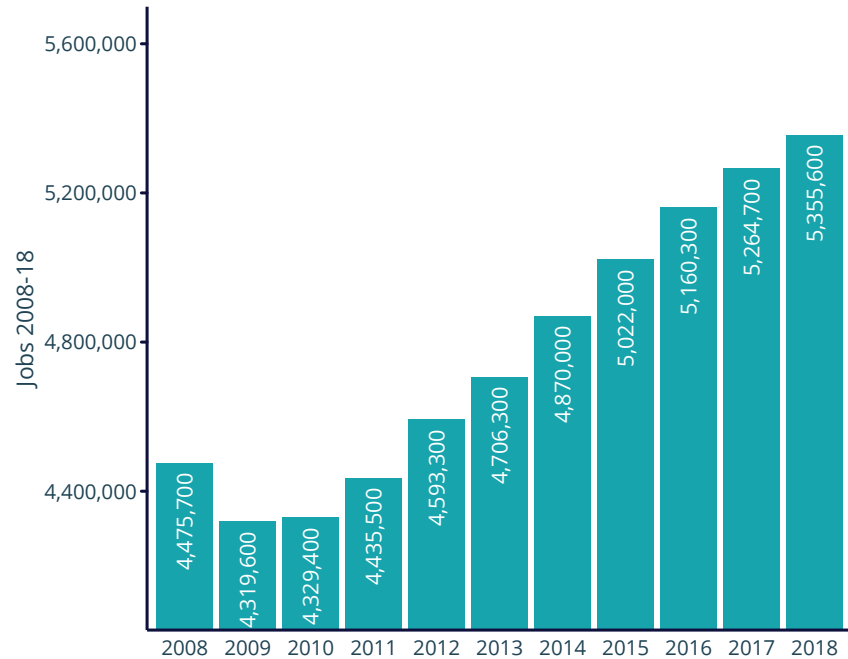


JOBS AND RECRUITMENT

Total jobs 2008-2018

London has added **879,900 jobs in the ten years** since the start of the last recession.

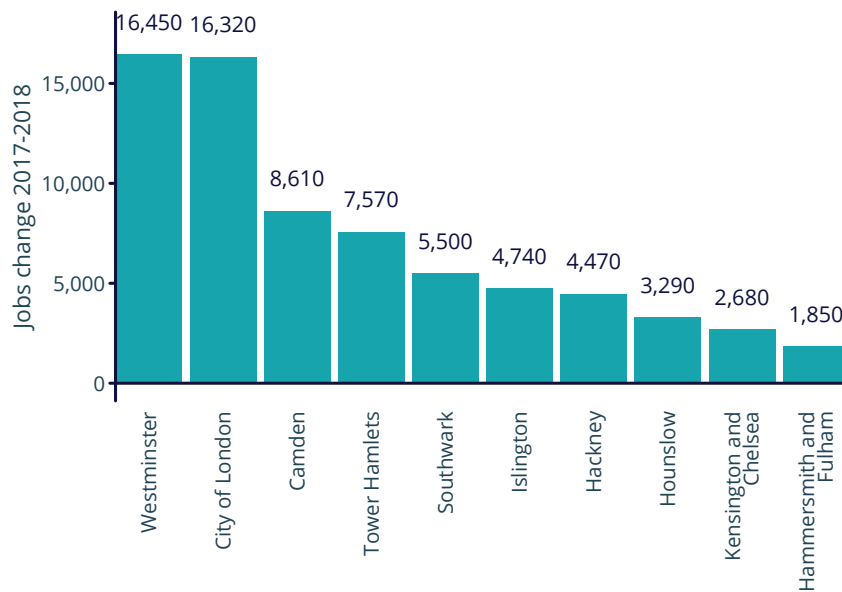
In the last year, 90,900 jobs were added.



Data: Emsi 2019.1 Industry

Jobs growth by area

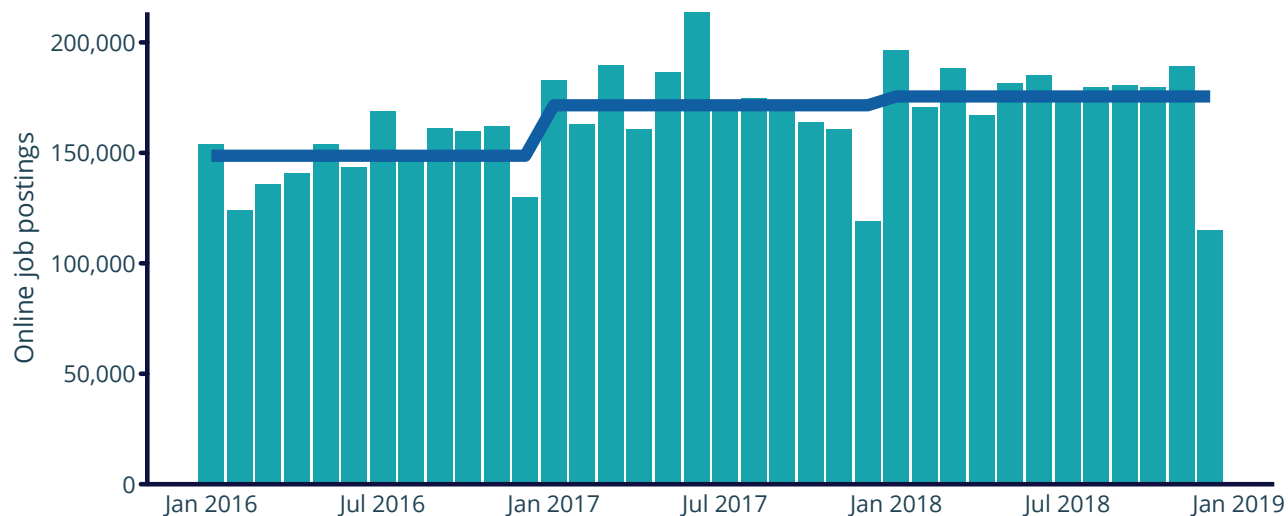
The fastest job creation from 2017 to 2018 was in Westminster with 16,450 additional new jobs; City of London was second, with 16,320 more jobs; the top 10 authorities are set out in the chart, showing the distribution of job changes across the London area.



Data: Emsi 2019.1 Industry

Online job posting trends

The chart shows the trend for online job postings in the London area, over the three years from January 2016 to January 2019 - including a comparison to national trends. Over the three years there were an estimated 5,949,200 job postings, with an average monthly volume of 175,534 in 2018, representing a rise of 18.1 per cent compared to 2016.

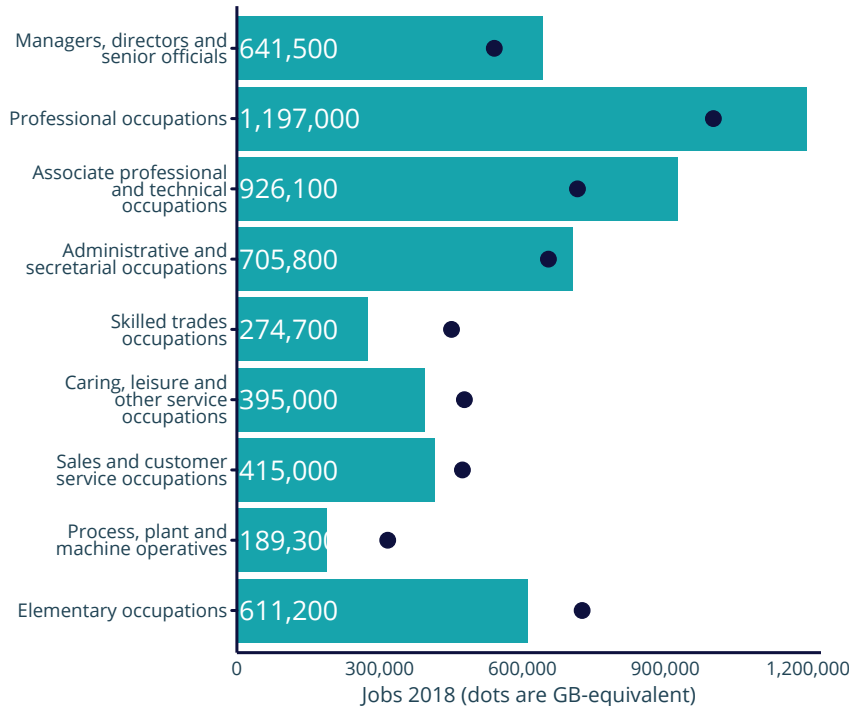


Data: Emsi Job Posting Analytics

COMPOSITION

Occupation mix

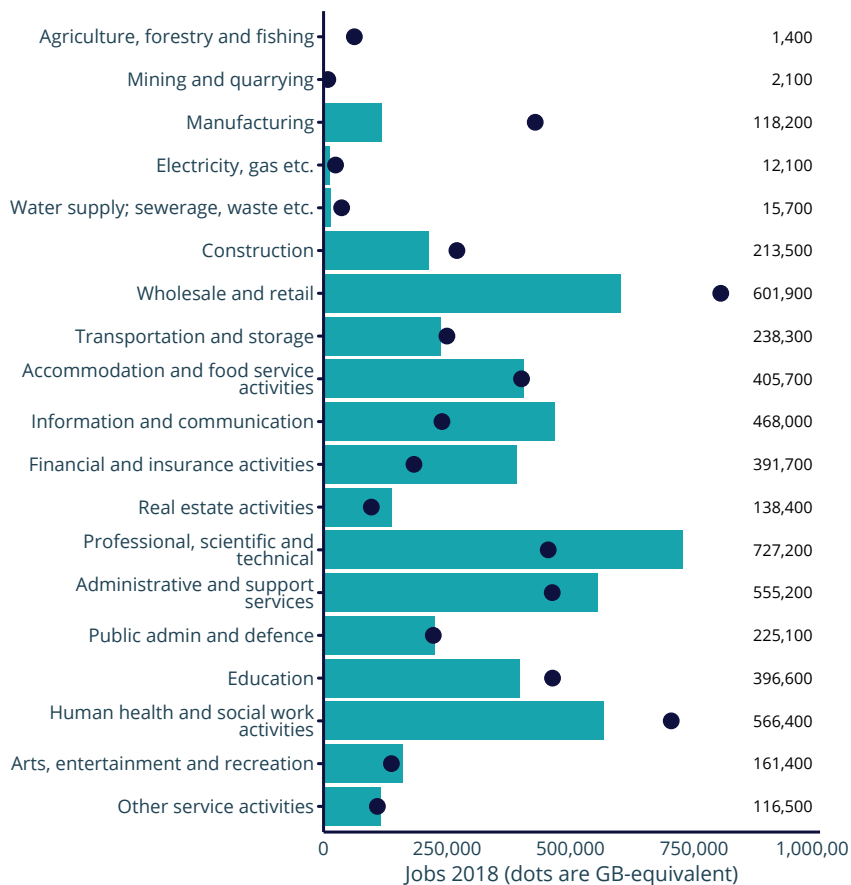
This chart shows London's mix of jobs between headline occupation categories in comparison to national averages. Professional occupations are the largest category in this LEP region with 1,197,000 jobs in 2018, 19.6 per cent more than national trends would suggest. The most specialised group for London is associate professional and technical occupations with 29.5 per cent more jobs than the national trend.



Industry jobs

This chart shows the London region broken down by each industry, in 2018, again with comparisons against the breakdown at national level.

In London, we see professional, scientific and technical as the largest employer with 727,200 jobs, while financial and insurance activities is the most specialised, with 114 per cent more jobs than nationally.

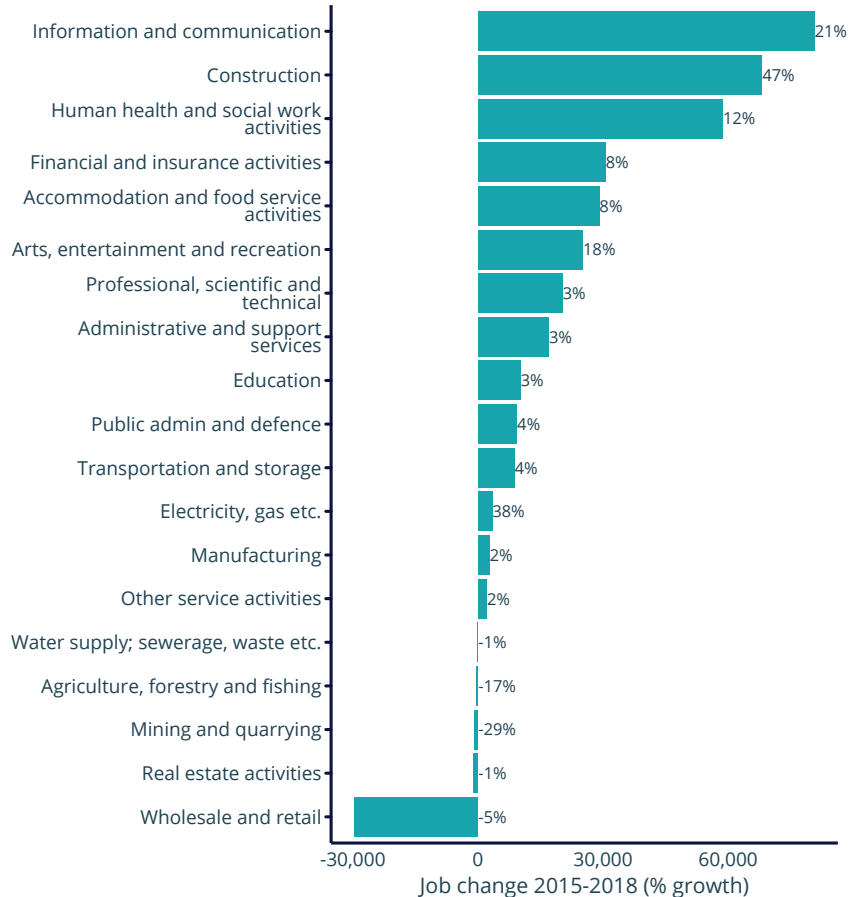


Data: Emsi 2019.1 Industry

Industry growth

This chart shows the high-level industry jobs change for the London region from 2015 to 2018. Industries are ranked in terms of the net expansion in jobs over that time; the percentage labels are the growth in that industry over the period.

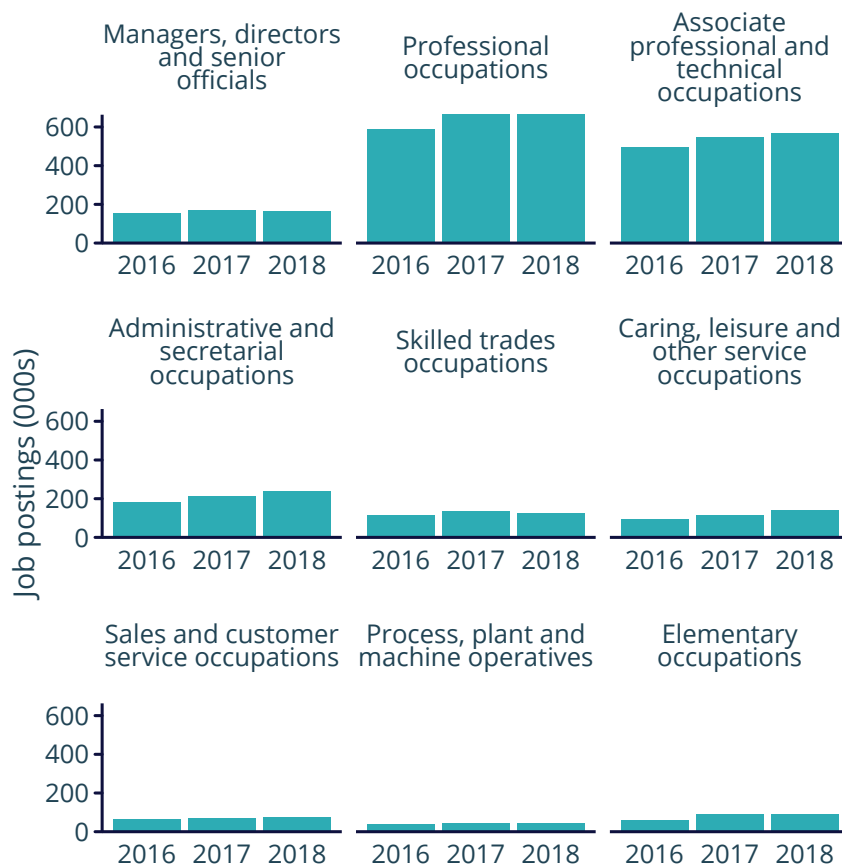
In London, we see information and communication leading with 21 per cent growth and generating 80,700 net new jobs created over the three-year period.



Data: Emsi 2019.1 Industry

Job postings by occupation

This chart sets out the online job postings data for each of nine major occupational groups, ordered in terms of seniority and skill level, from managers and professionals at the top, through to process and elementary roles at the bottom. Again, data runs from 2016 to 2018, with growth in vacancies fastest for caring, leisure and other service occupations, 48 per cent higher in 2018.

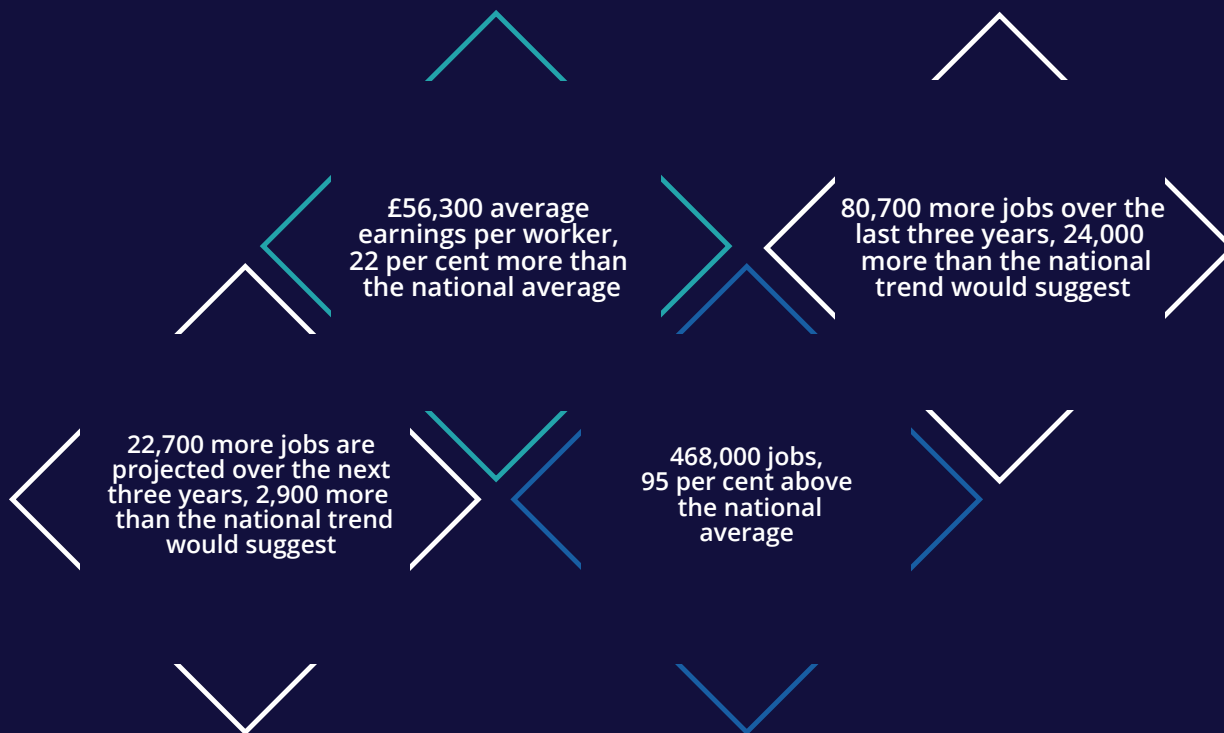


Data: Emsi Job Posting Analytics

A DEEPER LOOK AT INFORMATION AND COMMUNICATION

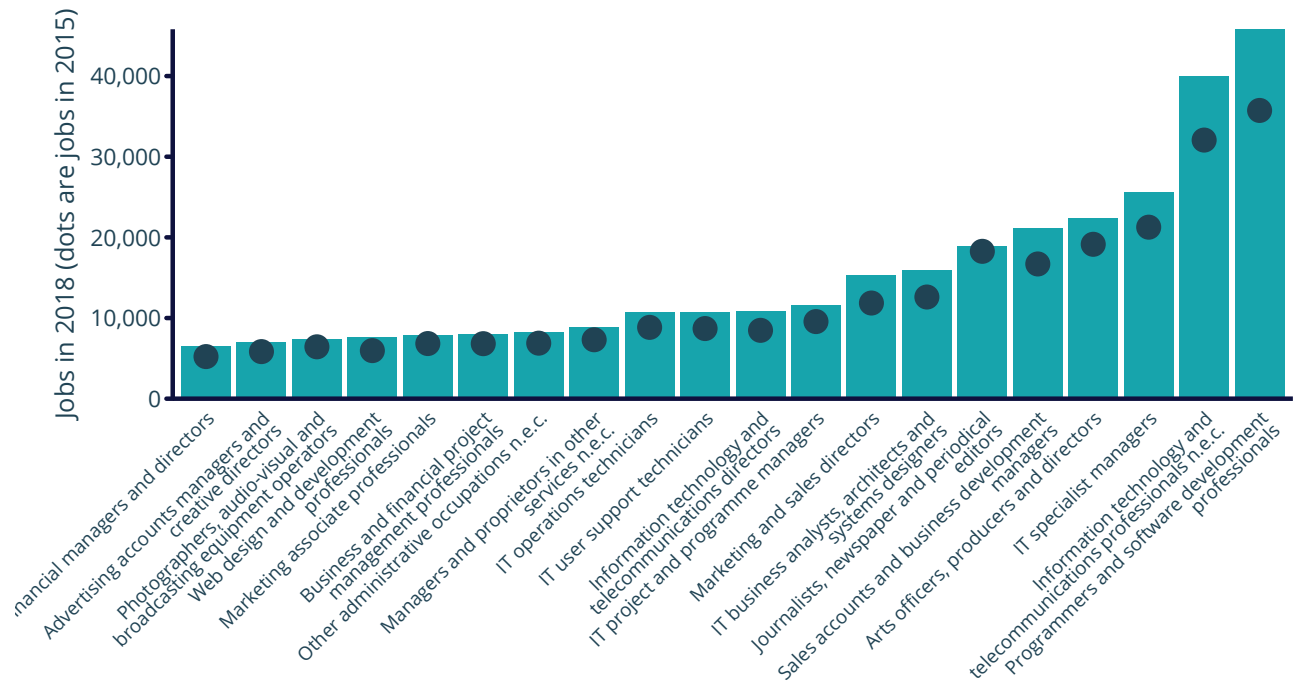
Industry key facts

Information and communication in London has created the most net new jobs over the last three years, and has the following characteristics:



Staffing pattern

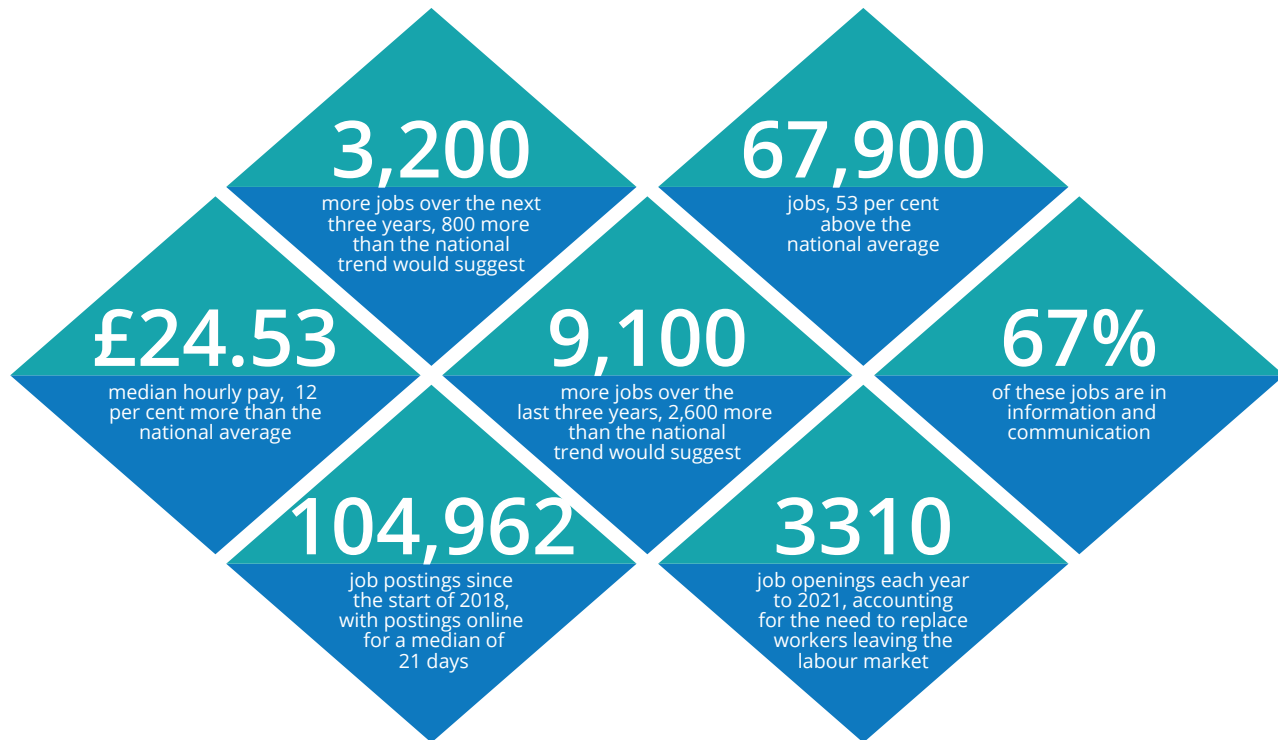
We explore the region's leading growth industry information and communication further in this chart, highlighting the importance of programmers and software development professionals in driving jobs, accounting for 45,800 jobs in the industry in 2018.



Data: Emsi 2019.1 Staffing

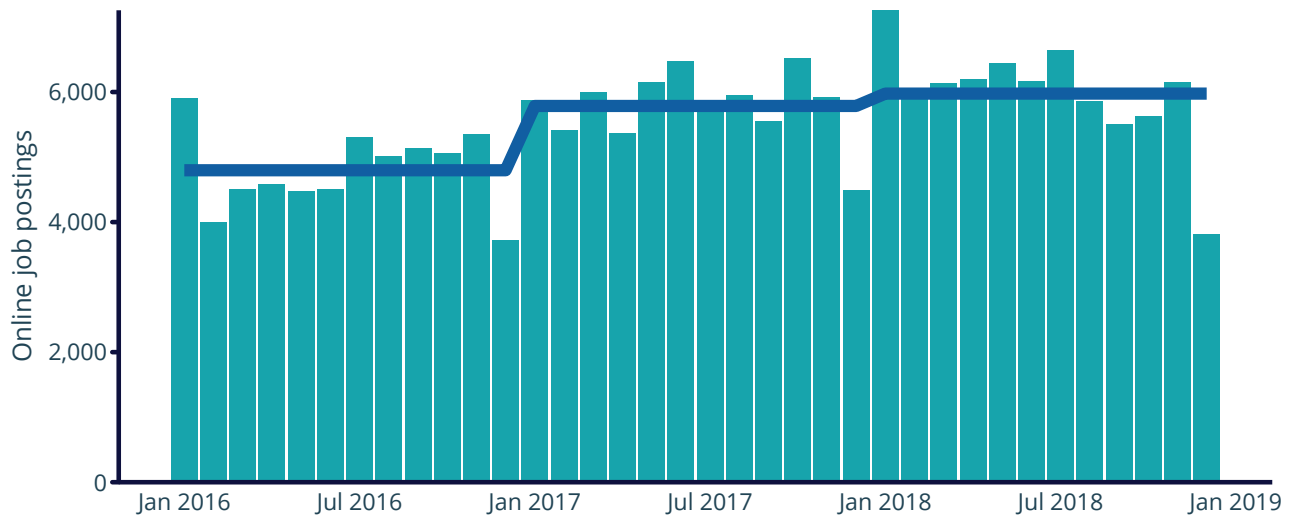
Fastest-growing occupation

Within the fastest growing industry locally of information and communication, programmers and software development professionals is the largest occupation. In London, this labour market has the following characteristics:



Fastest-growing occupation: online postings

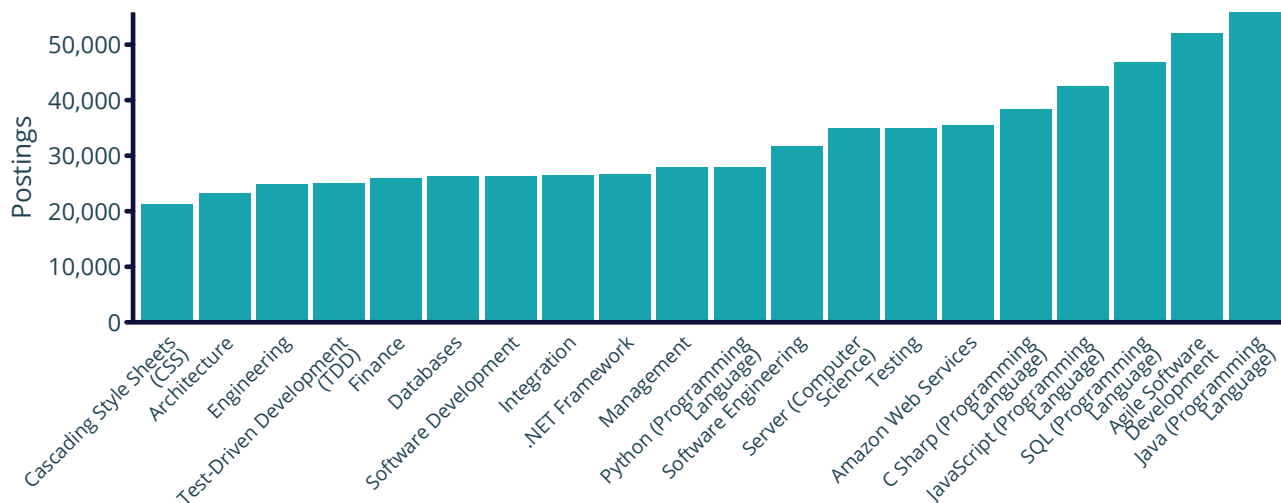
Across the labour market for programmers and software development professionals, this chart shows the trend for job postings, when compared with national trends. Throughout 2018, there were an average of around 5,980 unique new postings each calendar month, compared to around 4,800 postings during 2016.



Data: Emsi Job Posting Analytics

Fastest-growing occupation: skills

This chart sets out the top cited skills in job postings for programmers and software development professionals, across the three years 2016 to 2018, with Java (Programming Language) the most in-demand skill in the London region.



Data: Emsi Job Posting Analytics



Emsi's goal is to help people make better decisions relating to the world of work. We do this by providing the best quality, most useful and appropriately detailed data and insight, through easy-to-use tools and consulting, ready for the point at which key decisions are made. By bringing together different data sources to create the most robust and composite dataset available, we offer insight on hundreds of industries and occupations at the lowest geographic levels, giving our customers the certainty that the decisions they take relating to the labour market they are involved in are based on solid and reliable evidence.

Emsi

Emsi UK, Norden House, Basing View,
Basingstoke RG21 4HG

Tel: 07770 250 361

Email: info@economicmodelling.co.uk

Twitter: @EmsiData

Web: www.economicmodelling.co.uk



The REC is all about brilliant recruitment, which drives our economy and delivers opportunity to millions. As the voice of the recruitment industry, we champion high standards, speak up for great recruiters, and help them grow. Recruitment is a powerful tool for companies and candidates to build better futures for themselves and a strong economy for the UK. Find out more about the Recruitment & Employment Confederation at www.rec.uk.com

Recruitment & Employment Confederation

Dorset House, First Floor, 27-45 Stamford Street,
London SE1 9NT

Tel: 020 7009 2100

Email: info@rec.uk.com

Twitter: @RECMembers

Web: www.rec.uk.com

Registered in England, company registration number 3895053